



ORACLE®



ORACLE®




Setup Management for Oracle E-Business Suite with Oracle iSetup

Uma Prabhala

Group Product Manager: Applications Technology

Oracle Corporation



The following is intended to outline our general product direction. It is intended for information purposes only, and may not be incorporated into any contract. It is not a commitment to deliver any material, code, or functionality, and should not be relied upon in making purchasing decisions. The development, release, and timing of any features or functionality described for Oracle's products remains at the sole discretion of Oracle.



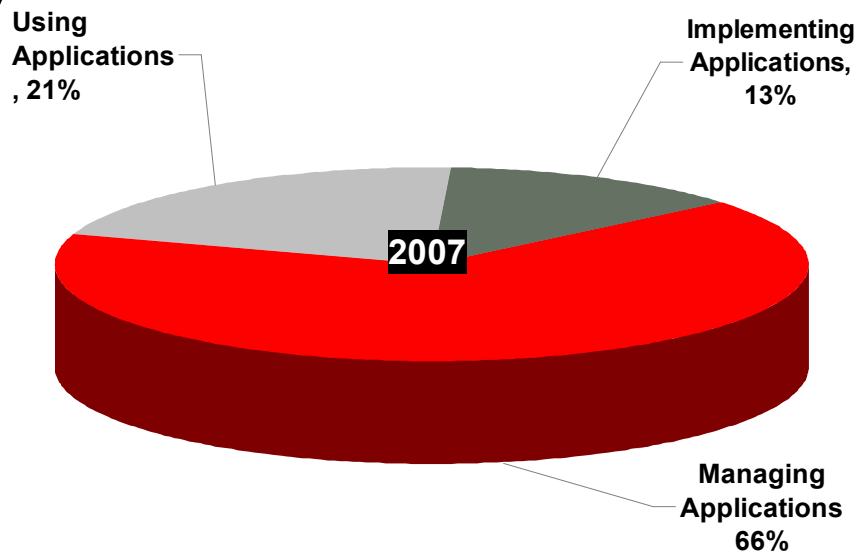
Agenda

- Life Cycle Management – Overview
- iSetup Key Features
- iSetup Components
- Migration Templates
- Best Practices
- Roadmap
- Benefits
- Demo

Ownership Experience

Challenges

Superior Ownership Experience (SOE) survey



Ownership Survey Areas

Ownership Survey Areas	2006 Rank	2007 Rank
Maintenance, Updates & Minor Upgrades	1	1
User Experience	2	4
Major Upgrades	3	3
Application Integration	4	6
Application Administration & Management	5	2
Implementation / Deployment	6	7
Planning & Installation of a New Release	7	5

79%

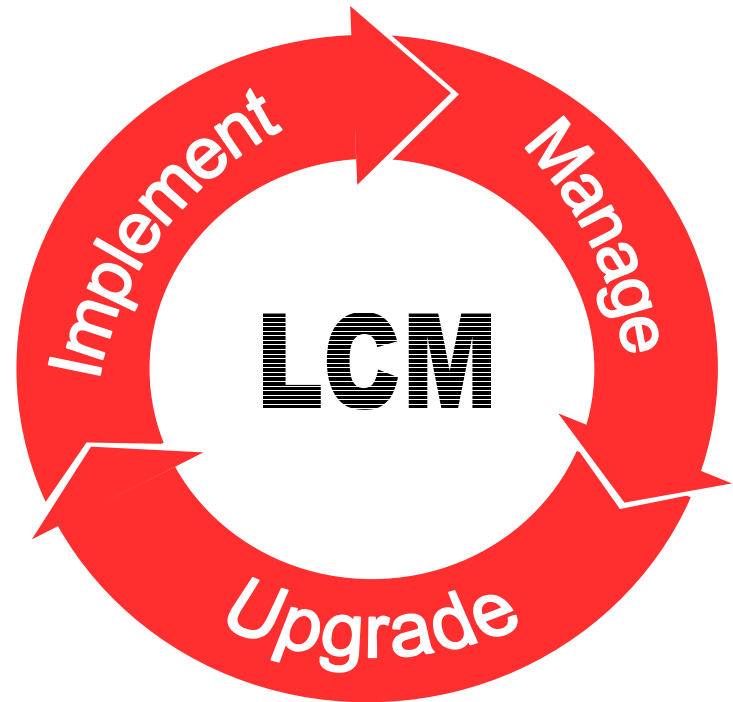
**IMPLEMENTING AND MANAGING APPLICATIONS
TOP PRIORITIES FOR CUSTOMERS**

ORACLE®

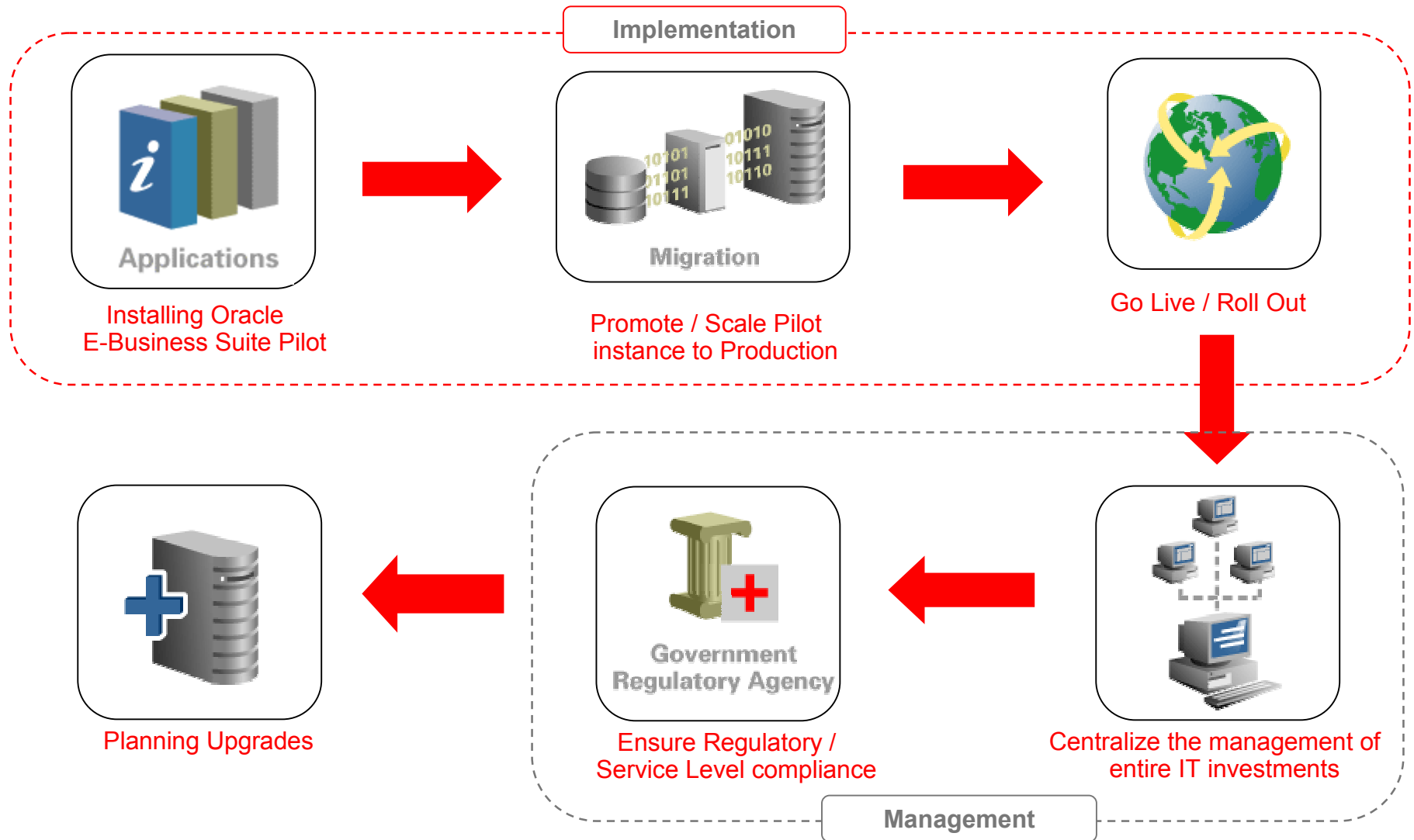
Lifecycle Management

Overview

- End-to-end application ownership experience for IT
- Managing the Oracle E-Business Suite through its lifecycle
- **Implement** to deliver business functions and flows
- **Manage** and maintain to ensure business service levels
- **Upgrade** to meet evolving business needs



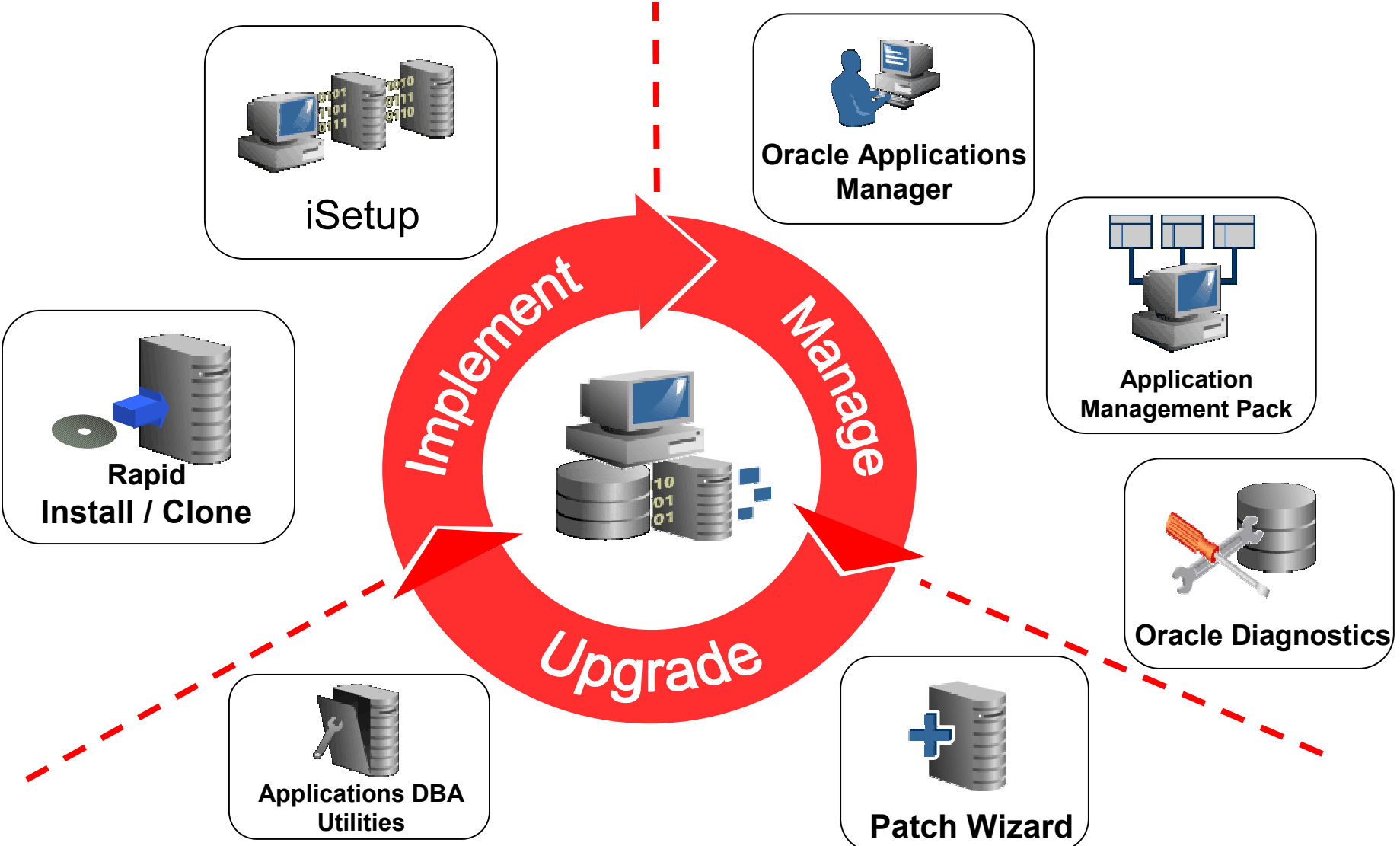
LCM: Use Case



ORACLE



LCM: Products





iSetup: Key Features

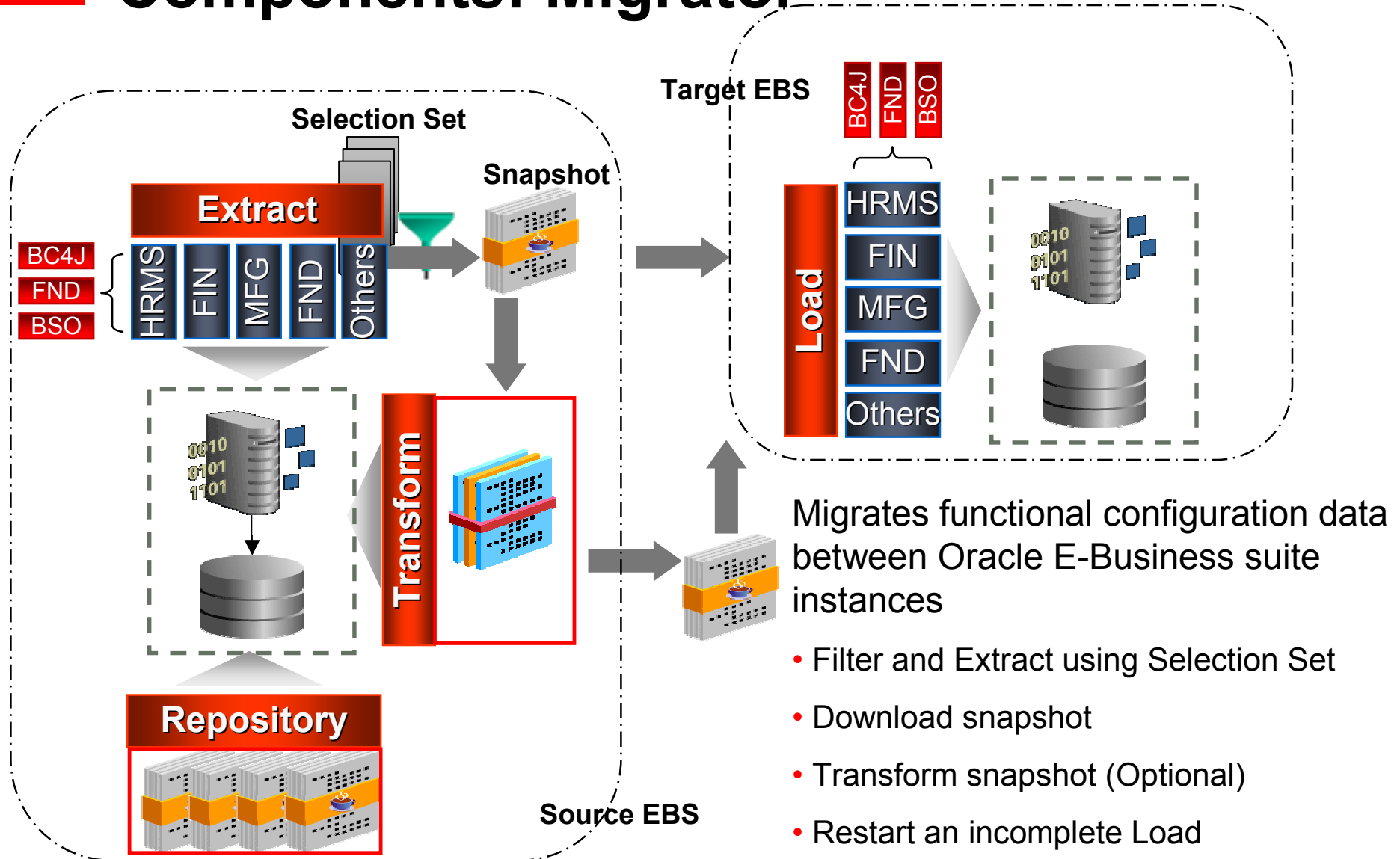
- Promotes functional configurations through CRP – Production
- Expedites implementation by providing out-of-the-box migration templates tailored to suit various implementation phases
- Orchestrates functional configuration deployment and enforces business validations throughout migration lifecycle



iSetup: Key Features

- Documents functional configuration
- Compares setup changes across instances and timelines
- Provides enterprise wide repository to manage functional configuration snapshots as per Business/Industry best practices

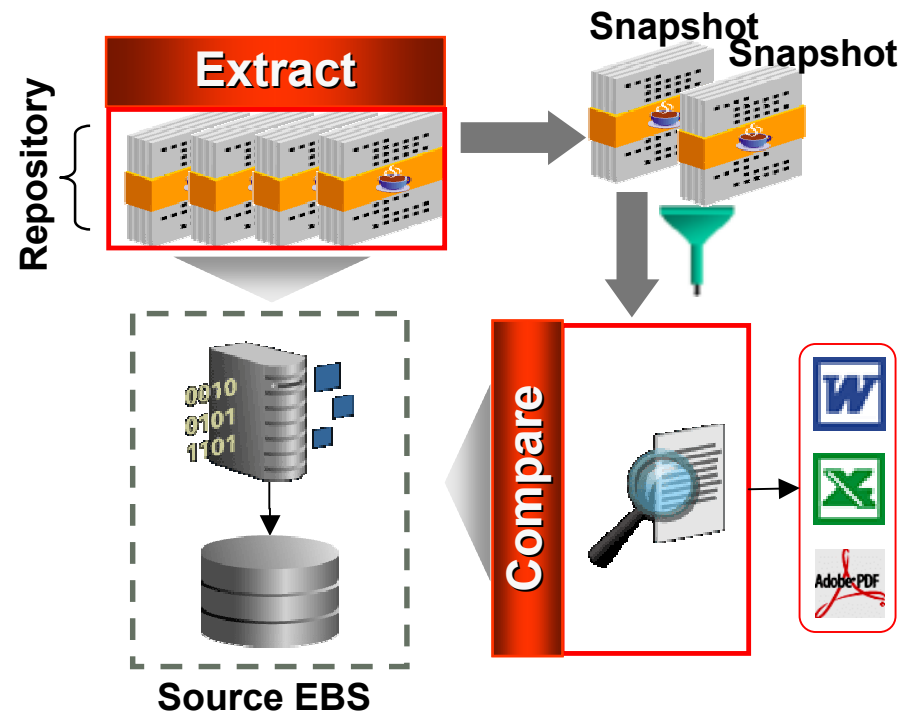
Components: Migrator



ORACLE®

Components: Reporter

- Helps in generation of Standard and Comparison reports
 - Report on any snapshot
 - Filter objects for reporting
 - View online or download report in
 - PDF
 - RTF
 - Excel





Migration Templates - 11i.AZ.H+

- Generic Selection Sets:
 - General Foundation
 - Product Foundation
 - Oracle Financials Setup
 - Organization Structure Setups
 - Discrete Mfg. and Distribution Setups
 - Payroll Element (HRMS Workbench Pack)
 - Australian Leave Liability (HRMS Workbench Pack)
- Operational Selection Sets:
 - Suppliers
 - Customers
 - Receivables Tax Codes and Rates
 - Employees
- Independent Selection Sets:
 - Set of Books
 - Chart of Accounts
 - Accounting Calendars
 - Currencies
 - Daily Rates
 - Bank and Bank Accounts
 - Financials Operating Unit Level Setup
 - Profile Options



Migration Templates - R12.0.4

- Generic Selection Sets:
 - General Foundation
 - Product Foundation
 - Oracle Financials Setup
 - Financials Operating Unit Level Setup
 - Organization Structure Setups
 - Discrete Mfg. and Distribution Setups
 - Payroll Element
 - Australian Leave Liability
 - Profitability Manager Setups +
 - Transfer Pricing Setups +
 - Workflow Definitions +
 - Workflow Business Event System Objects +
 - XML Publisher +
 - OA Personalization +
- Independent Selection Sets:
 - Daily Rates
 - Profile Options
- Operational Selection Sets:
 - Suppliers
 - Employees
- Other products:
 - Oracle Healthcare +

+ indicates new Selection Sets

ORACLE®



Migration Templates - R12.1

- Generic Selection Sets:
 - General Foundation
 - Product Foundation
 - Oracle Financials Setup
 - Financials Operating Unit Level Setup
 - Organization Structure Setups
 - Discrete Mfg. and Distribution Setups
 - Payroll Element
 - Australian Leave Liability
 - Profitability Manager Setups
 - Transfer Pricing Setups
 - Projects +
 - Oracle Lease Management +
- Independent Selection Sets:
 - Daily Rates
 - Profile Options
 - Workflow Definitions
 - Workflow Business Event System Objects
 - XML Publisher
 - OA Personalization
- Operational Selection Sets:
 - Suppliers
 - Employees
- Other products:
 - Oracle Healthcare

+ indicates new Selection Sets

ORACLE®

iSetup Best Practices - Foundation Implementation

The screenshot displays the Oracle iSetup interface for Foundation Implementation. It features a table with columns for 'Select Focus', 'General Foundation', 'Product Foundation', and 'Filter'. The 'General Foundation' column contains a list of objects with checkboxes, and the 'Product Foundation' column contains a list of objects with checkboxes. The 'Filter' column contains a vertical list of filter icons. Annotations include a red box around the 'General Foundation' header, a red box around the 'Product Foundation' header, a red box around the 'Filter' column, and a red box around the 'All Profile Options' row. A red arrow points from the 'General Foundation' header to the 'Product Foundation' header. A red arrow points from the 'Filter' column to the 'All Profile Options' row. A red arrow points from the 'Filter' column to the 'All Profile Options' row. A red circle with the number '1' is located at the bottom left, and a red circle with the number '2' is located at the top left. A red box with the text 'Choose objects for migration' is located in the center. A red box with the text 'Foundation' is located at the bottom. A red box with the text 'Filter' is located on the right side.

Select Focus	General Foundation	Product Foundation	Filter
<input type="checkbox"/>	<input type="checkbox"/> General Foundation	<input type="checkbox"/> Product Foundation	
<input type="checkbox"/>	<input type="checkbox"/> General Foundation	<input type="checkbox"/> HRMS Foundation	
<input checked="" type="checkbox"/>	Lookups	<input checked="" type="checkbox"/> Locations	
<input checked="" type="checkbox"/>	Printers	<input checked="" type="checkbox"/> Business Groups	
<input checked="" type="checkbox"/>	Request Groups	<input checked="" type="checkbox"/> Legal Entities	
<input checked="" type="checkbox"/>	Menus	<input checked="" type="checkbox"/> Operating Units	
<input checked="" type="checkbox"/>	Responsibilities	<input checked="" type="checkbox"/> Organizations	
<input checked="" type="checkbox"/>	Users	<input type="checkbox"/> Financials Foundation	
<input checked="" type="checkbox"/>	Key Flexfields	<input checked="" type="checkbox"/> Chart Of Accounts	
<input checked="" type="checkbox"/>	Descriptive Flexfields	<input checked="" type="checkbox"/> Accounting Calendars	
<input checked="" type="checkbox"/>	Document Sequences	<input checked="" type="checkbox"/> Code Combinations	
<input checked="" type="checkbox"/>	Value Set Values	<input checked="" type="checkbox"/> Currencies	
<input checked="" type="checkbox"/>	Document Sequence Categories	<input checked="" type="checkbox"/> Accounting Setups	
<input checked="" type="checkbox"/>	Concurrent Programs	<input checked="" type="checkbox"/> Ledger Sets	
<input checked="" type="checkbox"/>		<input checked="" type="checkbox"/> Data Access Sets	
<input checked="" type="checkbox"/>		<input checked="" type="checkbox"/> Journal Reversal Criteria	
<input checked="" type="checkbox"/>		<input checked="" type="checkbox"/> Manufacturing Foundation	
<input checked="" type="checkbox"/>		<input checked="" type="checkbox"/> All Profile Options	

iSetup Best Practices - Financials Implementation

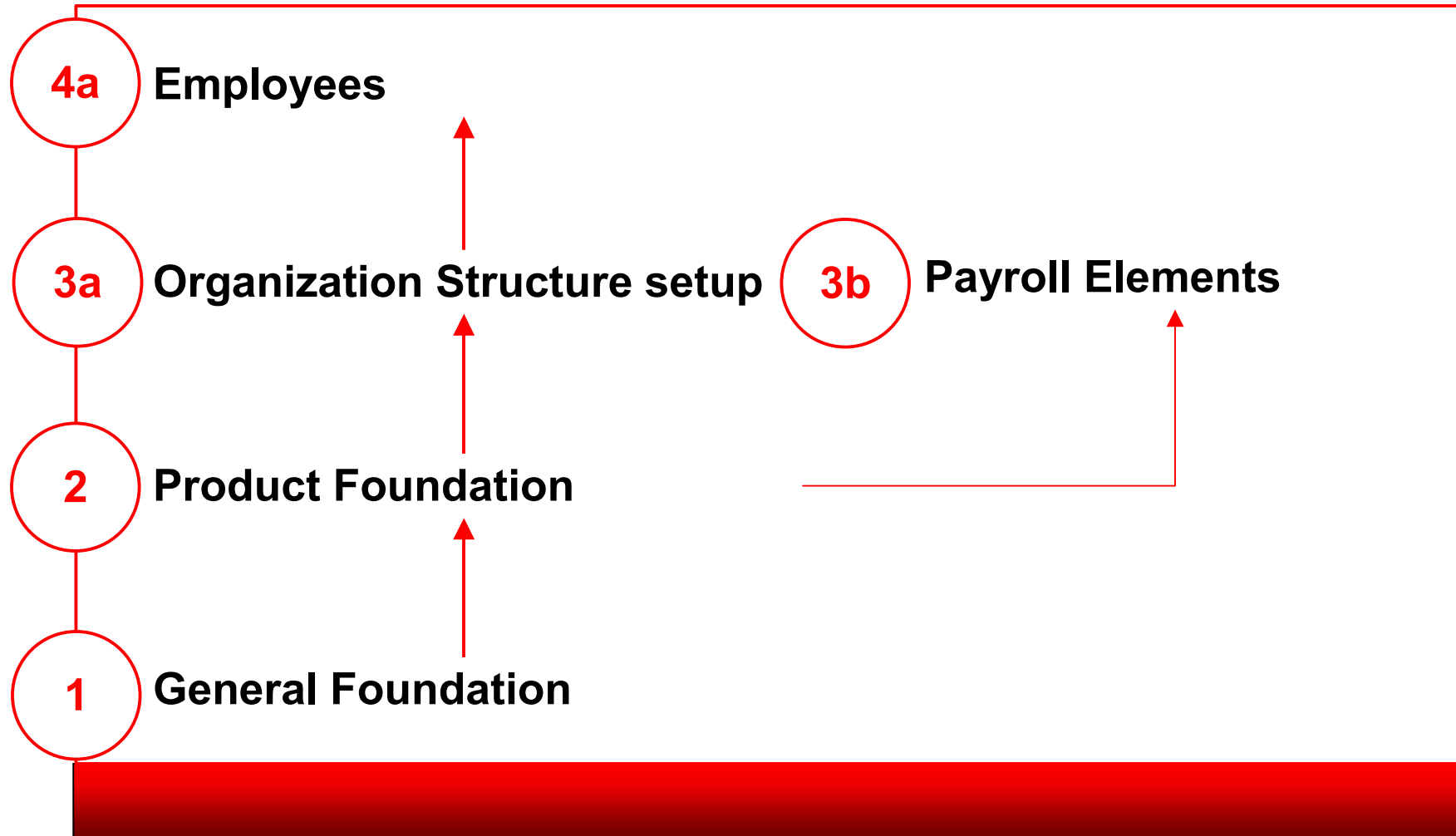
Select Focus		Select Focus	
<input type="checkbox"/>	[-] Financials Setup	<input type="checkbox"/>	[-] Financials Operating Unit Level Setup
<input type="checkbox"/>	[-] General Ledger	<input type="checkbox"/>	[-] Operating Unit setups
<input checked="" type="checkbox"/>	Currencies	<input checked="" type="checkbox"/>	[-] Operating Units
<input checked="" type="checkbox"/>	Chart Of Accounts	<input checked="" type="checkbox"/>	Inventory Organizations
<input checked="" type="checkbox"/>	Accounting Calendars	<input checked="" type="checkbox"/>	Financials Options
<input checked="" type="checkbox"/>	Budgets	<input checked="" type="checkbox"/>	Payables Options
<input checked="" type="checkbox"/>	Code Combinations	<input checked="" type="checkbox"/>	Invoice Tolerances
<input checked="" type="checkbox"/>	Conversion Rate Types	<input checked="" type="checkbox"/>	Distribution Sets
<input checked="" type="checkbox"/>	Statistical Units of Measure	<input checked="" type="checkbox"/>	Reporting Entities
<input checked="" type="checkbox"/>	Encumbrance Types	<input checked="" type="checkbox"/>	Receivables System Options
<input checked="" type="checkbox"/>	Accounting Setups	<input checked="" type="checkbox"/>	Receivables Activities
<input checked="" type="checkbox"/>	Ledger Sets	<input checked="" type="checkbox"/>	Auto Accounting
<input checked="" type="checkbox"/>	Data Access Sets	<input checked="" type="checkbox"/>	Expense Templates
<input checked="" type="checkbox"/>	Journal Reversal Criteria	<input checked="" type="checkbox"/>	Receipt Sources
<input type="checkbox"/>	[+] Accounts Payable	<input checked="" type="checkbox"/>	Receipt Classes and Methods
<input type="checkbox"/>	[+] Accounts Receivable	<input checked="" type="checkbox"/>	Receivables Transaction Types
<input type="checkbox"/>	[+] Fixed Assets	<input checked="" type="checkbox"/>	Transaction Sources
<input type="checkbox"/>	[+] Cash Management	<input checked="" type="checkbox"/>	Memo Lines
<input type="checkbox"/>	[+] Credit Management	<input checked="" type="checkbox"/>	Bank Account Uses
<input type="checkbox"/>	[+] Public Sector Financials	<input checked="" type="checkbox"/>	All Profile Options

2a

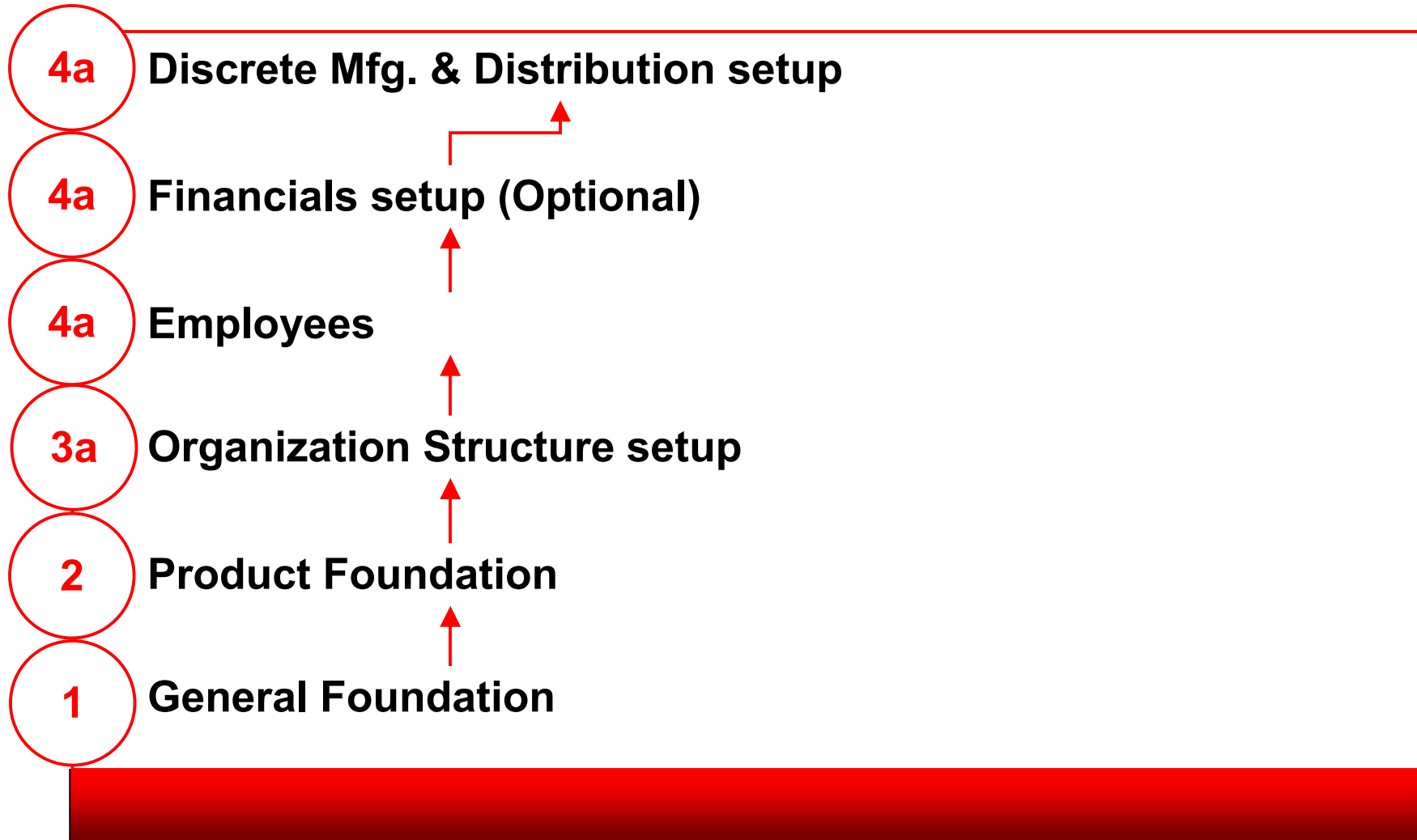
1

2b

iSetup Best Practices - HRMS Implementation



iSetup Best Practices - Manufacturing Implementation





iSetup: Demo





Roadmap - R12.1

- Classified Selection Set Templates as per implementation projects
- Extended with custom selection sets
- Enhanced documentation with BR100 styled reports
- Improved Load logging with record level metrics

Selection Set Templates Classification

The screenshot shows the Oracle iSetup interface for managing Selection Set Templates. The page title is "ORACLE iSetup" and the navigation menu includes "Home", "Migrations", "Reports", and "Administration". The main heading is "Selection Sets" with sub-links for "Extracts", "Transforms", and "Loads".

The primary action is "Create Selection Set: Select Template". A tip states: "TIP Selection set templates are pre-defined selections". A "View By" dropdown menu is highlighted with a red box and has a red arrow pointing to its expanded list. The dropdown menu is currently set to "Financials" and shows the following options:

- Financials & HRMS
- Business Process
- Financials & Distribution
- Financials & Manufacturing
- HRMS
- Financials
- Foundation
- Structure for R12 Release

Below the dropdown is a table of selection set templates:

Select	Name	Description
<input type="radio"/>	Financials Operating Unit Level Setup	This Selection Set is used to migrate operating unit level setups in Oracle Payables, Oracle Receivables, and Oracle Financials.
<input type="radio"/>	Financials Setup	This Selection Set is used to migrate Financials setup.
<input type="radio"/>	General Foundation	This Selection Set is used to migrate AOL Foundation set ups.
<input type="radio"/>	Product Foundation	This Selection Set is used to migrate Foundation set up needed before migrating any other setup.

The footer contains navigation links: "Home", "Migrations", "Reports", "Administration", "Home", "Logout", "Preferences", "Help", "Diagnostics", "About this Page", and "Privacy Statement".

Custom Selection Set

ORACLE Migrations

Home | Migrations | Reports | Administration

Selection Sets | Extracts | Transforms | Loads

Create Custom Selection Set

Choose data object for the selection set

Add Data Objects

Name	Application Name
FND_ConcPrograms	Application Object Library
Request Groups	Application Object Library
Printers	Application Object Library
Lookups	Application Object Library

Override Load Sequence

4 | No | Yes | Yes

Search and Select List of Values - Microsoft Internet Explorer

Search By Name [Go]

Results

Select All | Select None

Select	Api Code	Name	Application Name	Supports Filter
<input type="checkbox"/>	FND_AZ_Lookup	Lookups	Application Object Library	Yes
<input type="checkbox"/>	FND_AZ_Printers	Printers	Application Object Library	Yes
<input type="checkbox"/>	FND_AZ_Responsibilities	Responsibilities	Application Object Library	Yes
<input type="checkbox"/>	FND_AZ_Users	Users	Application Object Library	Yes
<input type="checkbox"/>	FND_AZ_Role_All	Role	Application Object Library	Yes
<input type="checkbox"/>	FND_AZ_RequestGroup	Request Groups	Application Object Library	Yes

4 | No | Yes | Yes

Report Layouts

BR 100 Styled Report

ORACLE iSetup

Payment Terms

Report Date: Nov 6, 2007

Oracle iSetup: Define Payment Terms



Module > Submodule > Setup Name > Payment Terms

<Customer Short Name> Process: <Process Name>	Business Area: <Business Area>	Date: <Date>
Control Number: <Control Number>	Priority(H, M, L): <Priority (H, M, L)>	Process Owner: <Process Owner>

Description: Use this page to setup your Payment Terms.

Terms

Name	Due on 20th
Credit Check Flag	N
Description	Billing Cutoff on 20th, Due 20th of Next Month
Start Date Active	1995-01-01

ORACLE

Detailed Logging Report

	A	B	C	D	E	F	G	H	I	J	K
1	iSetup	Periods	Report Date: Feb 4, 2008								
2	Record-Level Metrics										
3	ID	Parent ID	Status		Period Name	Start Date	End Date	Period Year	Period Num	Quarter Num	Entered Perio
4	5		3 Skipped	One or more records had errors	JAN-W4-05	1/17/2005	1/23/2005	2005	4		1 JAN-W4
5	7		3 Skipped	One or more records had errors	FEB-W1-05	1/24/2005	1/30/2005	2005	5		1 FEB-W1
6	9		3 Skipped	One or more records had errors	FEB-W2-05	1/31/2005	2/6/2005	2005	6		1 FEB-W2
7	11		3 Skipped	One or more records had errors	FEB-W3-05	2/7/2005	2/13/2005	2005	7		1 FEB-W3
8	13		3 Skipped	One or more records had errors	FEB-W4-05	2/14/2005	2/20/2005	2005	8		1 FEB-W4
9	15		3 Skipped	One or more records had errors	MAR-W1-05	2/21/2005	2/27/2005	2005	9		1 MAR-W1
10	17		3 Skipped	One or more records had errors	MAR-W2-05	2/28/2005	3/6/2005	2005	10		1 MAR-W2
11	19		3 Skipped	One or more records had errors	MAR-W3-05	3/7/2005	3/13/2005	2005	11		1 MAR-W3
12	21		3 Skipped	One or more records had errors	MAR-W4-05	3/14/2005	3/20/2005	2005	12		1 MAR-W4
13	23		3 Skipped	One or more records had errors	MAR-W5-05	3/21/2005	3/27/2005	2005	13		1 MAR-W5
14	25		3 Skipped	One or more records had errors	APR-W1-05	3/28/2005	4/3/2005	2005	14		2 APR-W1
15	27		3 Skipped	One or more records had errors	APR-W2-05	4/4/2005	4/10/2005	2005	15		2 APR-W2
16	29		3 Skipped	One or more records had errors	APR-W3-05	4/11/2005	4/17/2005	2005	16		2 APR-W3
17	31		3 Skipped	One or more records had errors	APR-W4-05	4/18/2005	4/24/2005	2005	17		2 APR-W4
18	33		3 Skipped	One or more records had errors	MAY-W1-05	4/25/2005	5/1/2005	2005	18		2 MAY-W1
19	35		3 Skipped	One or more records had errors	MAY-W2-05	5/2/2005	5/8/2005	2005	19		2 MAY-W2
20	37		3 Skipped	One or more records had errors	MAY-W3-05	5/9/2005	5/15/2005	2005	20		2 MAY-W3
21	39		3 Skipped	One or more records had errors	MAY-W4-05	5/16/2005	5/22/2005	2005	21		2 MAY-W4
22	41		3 Skipped	One or more records had errors	JUN-W1-05	5/23/2005	5/29/2005	2005	22		2 JUN-W1
23	43		3 Skipped	One or more records had errors	JUN-W2-05	5/30/2005	6/5/2005	2005	23		2 JUN-W2
24	45		3 Skipped	One or more records had errors	JUN-W3-05	6/6/2005	6/12/2005	2005	24		2 JUN-W3
25	47		3 Skipped	One or more records had errors	JUN-W4-05	6/13/2005	6/19/2005	2005	25		2 JUN-W4
26	49		3 Skipped	One or more records had errors	JUN-W5-05	6/20/2005	6/26/2005	2005	26		2 JUN-W5
27	51		3 Skipped	One or more records had errors	JUL-W1-05	6/27/2005	7/3/2005	2005	27		3 JUL-W1
28	53		3 Skipped	One or more records had errors	JUL-W2-05	7/4/2005	7/10/2005	2005	28		3 JUL-W2
29	55		3 Skipped	One or more records had errors	JUL-W3-05	7/11/2005	7/17/2005	2005	29		3 JUL-W3
30	57		3 Skipped	One or more records had errors	JUL-W4-05	7/18/2005	7/24/2005	2005	30		3 JUL-W4
31	59		3 Skipped	One or more records had errors	AUG-W1-05	7/25/2005	7/31/2005	2005	31		3 AUG-W1
32	61		3 Skipped	One or more records had errors	AUG-W2-05	8/1/2005	8/7/2005	2005	32		3 AUG-W2
33	63		3 Skipped	One or more records had errors	AUG-W3-05	8/8/2005	8/14/2005	2005	33		3 AUG-W3
34	65		3 Skipped	One or more records had errors	AUG-W4-05	8/15/2005	8/21/2005	2005	34		3 AUG-W4
35	67		3 Skipped	One or more records had errors	SEP-W1-05	8/22/2005	8/28/2005	2005	35		3 SEP-W1
36	69		3 Skipped	One or more records had errors	SEP-W2-05	8/29/2005	9/4/2005	2005	36		3 SEP-W2



Benefits

- Improving the quality of EBS implementation
- Lowering the implementation costs
- Automating migration and monitoring of data
- Helping document/compare functional configuration
- Reducing the time required for roll outs



Q & A

QUESTIONS
ANSWERS

ORACLE